



Download CBP One™ Today!

Faster processing times upon entry to the U.S.

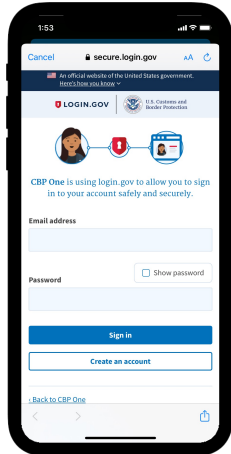

Secure online payment via Pay.gov

Easily access proof of your I-94 on your mobile device



To get started, download CBP One™ from the Apple App Store or Google Play Store.

Sign In Using Login.gov

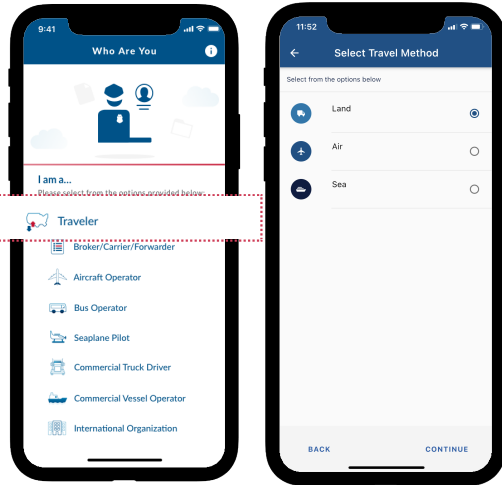


The app will redirect to login.gov where you can either create or login to your existing account.

I-94 Exit functionality coming soon!

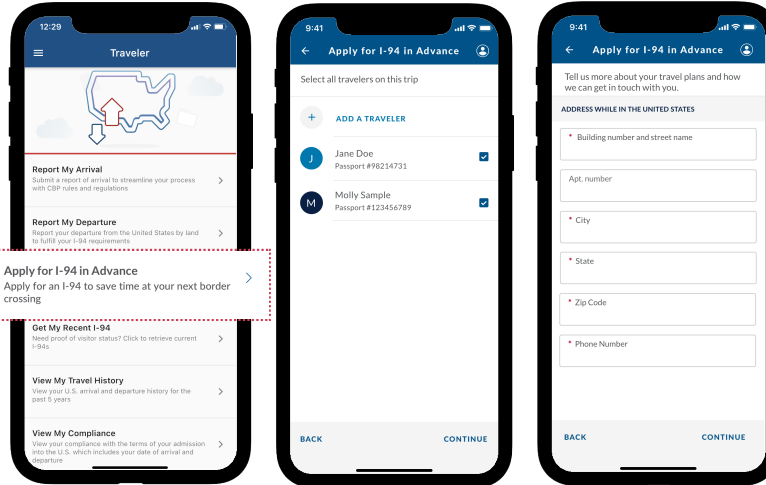
1. Who Are You

Tap 'Traveler' then "Land" to begin. Citizen from a Visa Waiver Program (VWP) country? You must have an active ESTA to proceed with the I-94 application.



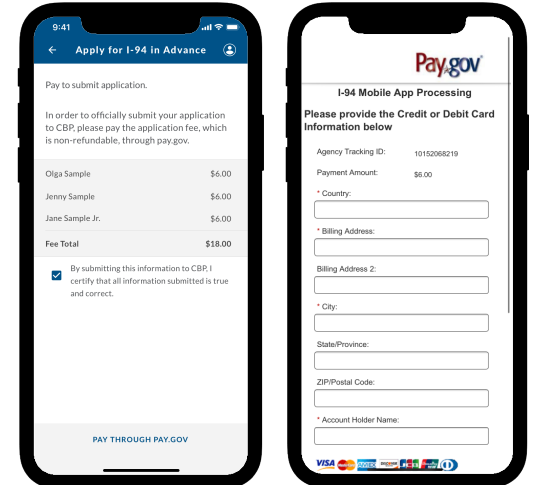
2. Apply for an I-94

Select "Apply for I-94 in Advance". Scan your passport or BCC, or manually enter your information. Tap on the profile icon in the top right corner to edit or delete travelers at any point in the application.



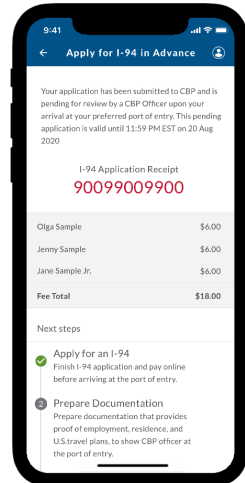
3. Pay via Pay.gov

After selecting all valid travelers, you will be directed to Pay.gov where you will securely pay a non-refundable \$6 USD fee per traveler with a credit card or PayPal account.



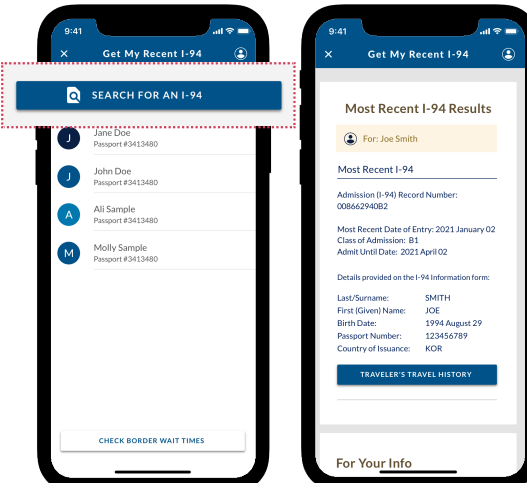
4. Successfully Submitted!

Your receipt will be displayed along with next steps. You will receive an email confirmation.*



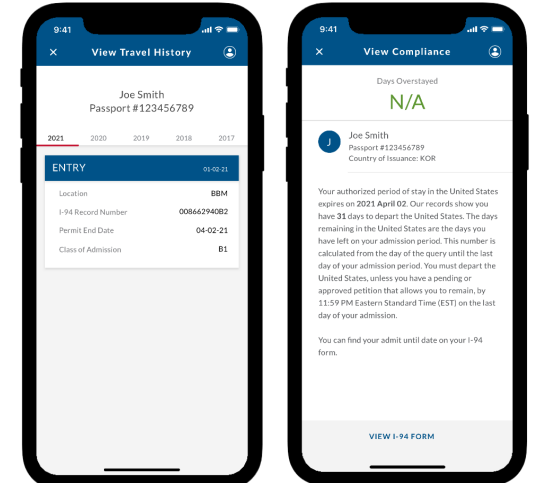
5. View Recent I-94

You can access proof of your I-94 or search for a recent I-94 by tapping on "Get Most Recent I-94".



6. Travel History and Compliance

You can also view or search for your travel history and travel compliance.



*The I-94 application completed on the mobile app is provisional and does not guarantee issuance until the inspection is completed by a CBP Officer at a Port of Entry (POE). Present the same travel document when you arrive at the port to ensure your application is found.